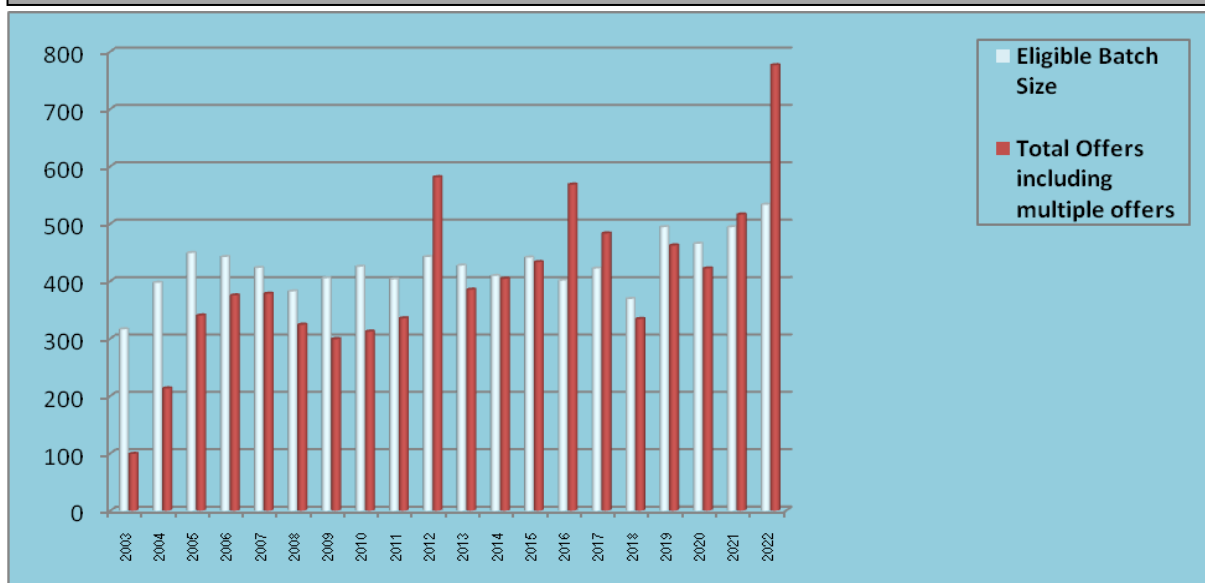
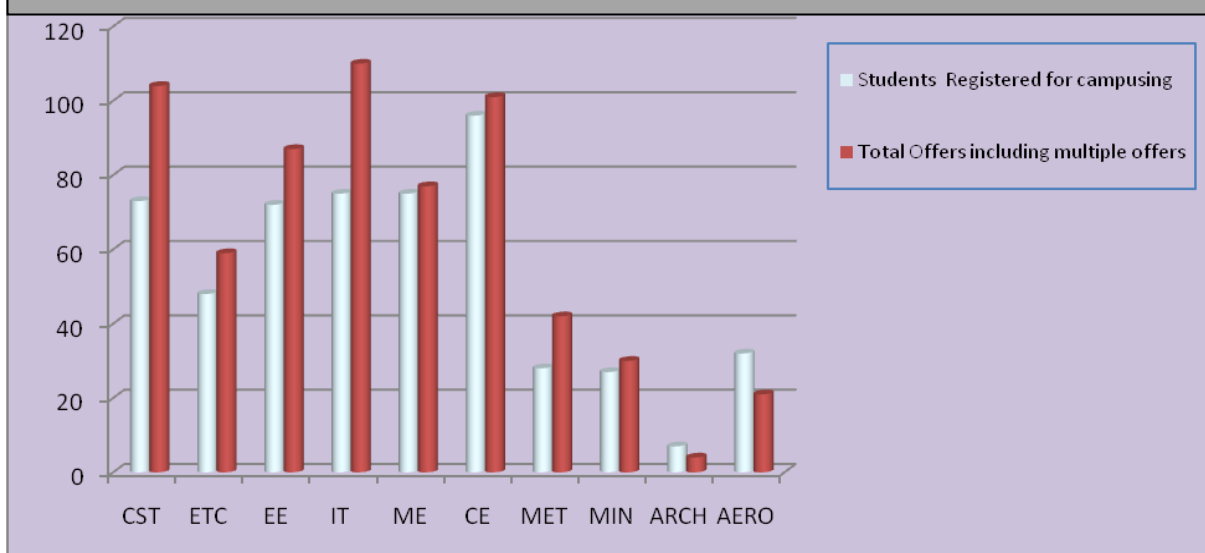


IIEST-Shibpur : Year-wise Eligible Batch Size vs. Total Offers made through On/Off-Campus Process for UG placement



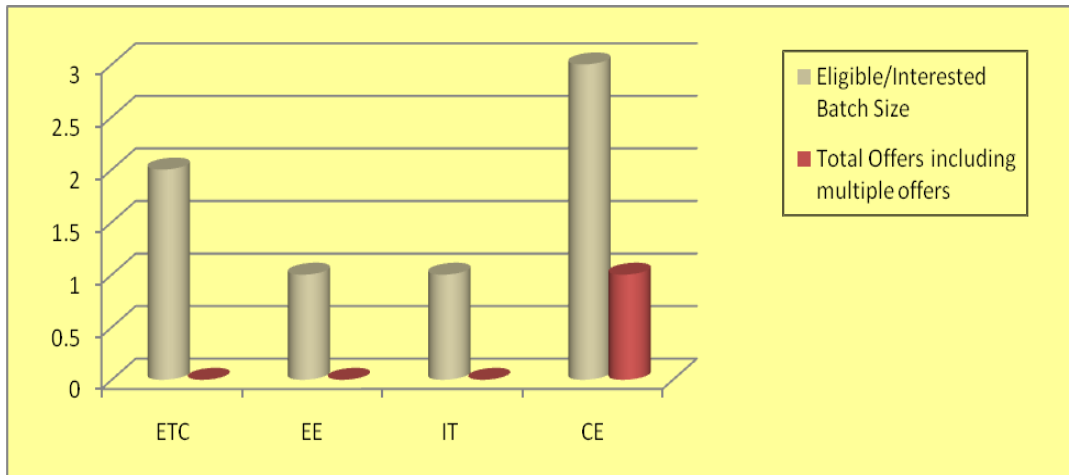
IIEST-Shibpur : Eligible Batch Size vs. Total Offers made through On/Off-Campus Process for UG placement : 2022 pass-out batch



Department Wise Placement Statistics of UG students of 2022 passout batch

Department	CST	ETC	EE	IT	ME	CE	MET	MIN	ARCH	AERO	Total
Interested / Eligible Batch Size	73	48	72	75	75	96	28	27	7	32	533
No. Of selection proceses held	94	79	76	90	64	33	37	28	5	24	
Total No.of Offers for UG	104	59	87	110	77	101	42	30	4	21	635
Students who might have secured jobs under individual initiatives / joined higher studies and not placed through campus process	5	7	12	10	14	37	5	6	3	18	
Students Actually Placed	68	41	60	65	61	59	23	21	4	14	416

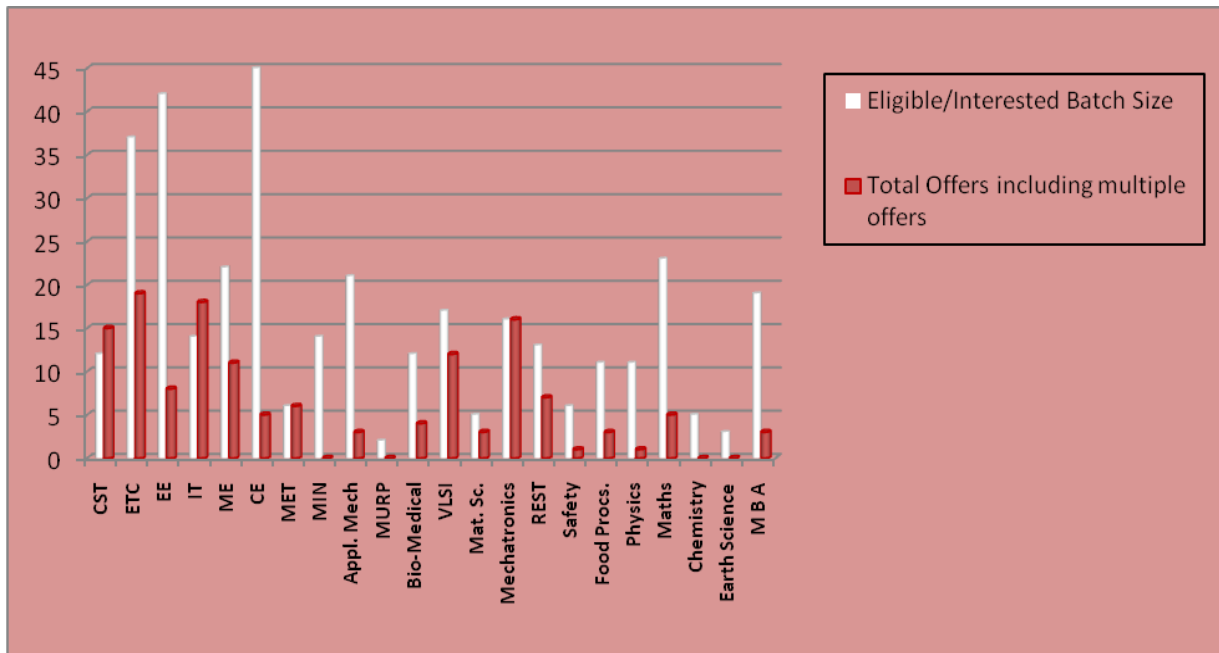
IIEST-Shibpur : Eligible Batch Size vs. Total Offers made through On/Off-Campus Process for Dual Degree placement : 2022 pass-out batch



Department Wise Placement Statistics of Dual Degree students of 2021 pass-out batch

Department	ETC	EE	IT	CE	Total
Interested / Eligible Batch Size	2	1	1	3	7
No. Of selection processes held	26	24	31	12	
Total No.of Offers for DD	0	0	0	1	1
Students who might have secured jobs under individual initiatives / joined higher studies and not placed through campus process	2	1	1	2	
Students Actually Placed	0	0	0	1	1

IIEST-Shibpur : Year-wise Eligible Batch Size vs. Total Offers made through On/Off-Campus Process for PG placement – 2022 pass-out batch



IIEST-Shibpur : Placement Statistics of PG students of 2022 pass-out batch

Department	Interested/ Eligible for placement	No. Of selection processes held	Total no. of offers	Students who might have secured jobs under individual initiatives / joined higher studies and not placed through campus process	Students Actually Placed
CST	12	45	15	2	10
ETC	27	31	19	13	14
EE	12	34	8	7	5
ICE	14	43	18	4	10
ME	22	24	11	12	10
CE	45	17	5	41	4
MET	6	18	6	3	3
MIN	14	11	0	14	0
Applied Mechanics	21	12	3	18	3
Arch.	2	2	0	2	0
Bio-Medical	12	14	4	9	3
VLSI	17	18	12	7	10
Mat.Sc.	5	13	3	4	1
Mechatronics	16	19	16	8	8
RenewableEnergy(REST)	13	11	7	7	6
Safety	6	9	1	5	1
Food Processing	11	6	3	8	3
Physics	11	6	1	10	1
Maths	23	10	5	19	4
Chemistry	5	5	0	5	0
Earth Science	3	5	0	3	0
MBA	19	4	3	16	3
Total	316		140		99